



Brevard Pricebook

2023



BREVARD COLLECTION


Seat Construction: Rubber Webbing

Wood Species: Solid and Bent Laminated Hardwood


SIN # 711-16

Options: Casters - Add \$200 List





6610 Lounge	Dimensions/ Yardage	Zone Grade	COM	1	2	COL 3	4	5	6	7	8	9	10	11
	Outside	ZONE 1	\$1,950	\$2,265	\$2,423	\$2,580	\$2,737	\$2,894	\$3,052	\$3,207	\$3,365	\$3,521	\$3,679	\$3,837
	34W 32D 31.5H	ZONE 2	\$1,990	\$2,313	\$2,473	\$2,633	\$2,793	\$2,954	\$3,115	\$3,275	\$3,434	\$3,596	\$3,756	\$3,917
	Inside	ZONE 3	\$2,033	\$2,362	\$2,525	\$2,688	\$2,851	\$3,015	\$3,180	\$3,345	\$3,509	\$3,674	\$3,837	\$4,000
	21W 21D 13.5H	ZONE 4	\$2,079	\$2,413	\$2,580	\$2,748	\$2,915	\$3,083	\$3,251	\$3,418	\$3,585	\$3,752	\$3,921	\$4,090
	S/H 19 A/H 26	ZONE 5	\$2,122	\$2,466	\$2,638	\$2,809	\$2,979	\$3,151	\$3,321	\$3,491	\$3,665	\$3,835	\$4,008	\$4,181
	5.5 yd. 94 sq. ft.													

Approximate Shipping weight: 65 lbs

6620 Love Seat	Dimensions/ Yardage	Zone Grade	COM	1	2	COL 3	4	5	6	7	8	9	10	11
	Outside	ZONE 1	\$2,551	\$2,988	\$3,210	\$3,430	\$3,649	\$3,871	\$4,091	\$4,311	\$4,531	\$4,752	\$4,971	\$5,189
	55W 32D 31.5H	ZONE 2	\$2,602	\$3,054	\$3,277	\$3,501	\$3,727	\$3,951	\$4,177	\$4,400	\$4,625	\$4,850	\$5,075	\$5,301
	Inside	ZONE 3	\$2,658	\$3,116	\$3,347	\$3,576	\$3,805	\$4,035	\$4,265	\$4,493	\$4,724	\$4,954	\$5,183	\$5,411
	42W 42D 13.5H	ZONE 4	\$2,714	\$3,184	\$3,419	\$3,654	\$3,890	\$4,122	\$4,357	\$4,593	\$4,826	\$5,063	\$5,295	\$5,528
	S/H 19 A/H 26	ZONE 5	\$2,776	\$3,255	\$3,495	\$3,735	\$3,975	\$4,215	\$4,454	\$4,693	\$4,932	\$5,174	\$5,412	\$5,650
	7.5 yd. 128 sq. ft.													

Approximate Shipping weight: 90 lbs

6630 Sofa	Dimensions/ Yardage	Zone Grade	COM	1	2	COL 3	4	5	6	7	8	9	10	11
	Outside	ZONE 1	\$3,035	\$3,556	\$3,820	\$4,082	\$4,342	\$4,606	\$4,868	\$5,130	\$5,392	\$5,654	\$5,915	\$6,175
	72W 32D 31.5H	ZONE 2	\$3,097	\$3,634	\$3,899	\$4,166	\$4,435	\$4,702	\$4,970	\$5,235	\$5,504	\$5,771	\$6,040	\$6,308
	Inside	ZONE 3	\$3,163	\$3,708	\$3,983	\$4,255	\$4,528	\$4,802	\$5,075	\$5,347	\$5,622	\$5,896	\$6,167	\$6,439
	63W 63D 13.5H	ZONE 4	\$3,229	\$3,789	\$4,069	\$4,349	\$4,629	\$4,905	\$5,185	\$5,465	\$5,743	\$6,025	\$6,302	\$6,578
	S/H 19 A/H 26	ZONE 5	\$3,304	\$3,873	\$4,160	\$4,444	\$4,731	\$5,015	\$5,300	\$5,585	\$5,870	\$6,158	\$6,441	\$6,724
	10 yd. 170 sq. ft.													

6610-SW Lounge	Dimensions/ Yardage	Zone Grade	COM	1	2	COL 3	4	5	6	7	8	9	10	11
	Outside	ZONE 1	\$2,500	\$2,815	\$2,973	\$3,130	\$3,287	\$3,444	\$3,602	\$3,757	\$3,915	\$4,071	\$4,229	\$4,387
	34W 32D 31.5H	ZONE 2	\$2,540	\$2,863	\$3,023	\$3,183	\$3,343	\$3,504	\$3,665	\$3,825	\$3,984	\$4,146	\$4,306	\$4,467
	Inside	ZONE 3	\$2,583	\$2,912	\$3,075	\$3,238	\$3,401	\$3,565	\$3,730	\$3,895	\$4,059	\$4,224	\$4,387	\$4,550
	21W 21D 13.5H	ZONE 4	\$2,629	\$2,963	\$3,130	\$3,298	\$3,465	\$3,633	\$3,801	\$3,968	\$4,135	\$4,302	\$4,471	\$4,640
	S/H 19 A/H 26	ZONE 5	\$2,672	\$3,016	\$3,188	\$3,359	\$3,529	\$3,701	\$3,871	\$4,041	\$4,215	\$4,385	\$4,558	\$4,731
	5.5 yd. 94 sq. ft.													

Approximate Shipping weight: 65 lbs