



Phoenix Pricebook

2023






PHOENIX COLLECTION


Seat Construction: Rubber Webbing
Wood Species: Beech Hardwood

SIN # 711-17


Options: Casters Add \$50 per Pair
Wallsaver
HIP Chair
Connector Tables 801 & 802 - Veneer for Laminate **+\$250 LIST**

630 Side Chair	Dimensions/ Yardage	Zone Grade	COM A	B	COL C	D	E	F	G	H	I	J	K	L
	Outside 23W 25D 33H Inside 20W 19D S/H 19 A/H 26 .5 yd. 26 sq. ft.	ZONE 1	\$1,004	\$1,046	\$1,087	\$1,129	\$1,170	\$1,212	\$1,254	\$1,296	\$1,338	\$1,378	\$1,420	\$1,462
		ZONE 2	\$1,025	\$1,069	\$1,110	\$1,154	\$1,196	\$1,238	\$1,281	\$1,323	\$1,366	\$1,408	\$1,451	\$1,493
		ZONE 3	\$1,048	\$1,092	\$1,135	\$1,178	\$1,221	\$1,266	\$1,309	\$1,353	\$1,396	\$1,439	\$1,484	\$1,527
		ZONE 4	\$1,071	\$1,116	\$1,160	\$1,205	\$1,250	\$1,294	\$1,339	\$1,384	\$1,427	\$1,472	\$1,516	\$1,561
		ZONE 5	\$1,097	\$1,142	\$1,188	\$1,234	\$1,278	\$1,324	\$1,370	\$1,415	\$1,461	\$1,505	\$1,551	\$1,597


Approximate Shipping weight: 30 lbs

631 Bariatric	Dimensions/ Yardage	Zone Grade	COM A	B	COL C	D	E	F	G	H	I	J	K	L
	Outside 34W 25D 33H Inside 30W 19D S/H 19 A/H 26 3 yd. 51 sq. ft.	ZONE 1	\$1,305	\$1,377	\$1,447	\$1,519	\$1,591	\$1,662	\$1,734	\$1,806	\$1,876	\$1,948	\$2,019	\$2,091
		ZONE 2	\$1,334	\$1,407	\$1,480	\$1,551	\$1,624	\$1,699	\$1,771	\$1,844	\$1,917	\$1,990	\$2,063	\$2,136
		ZONE 3	\$1,362	\$1,438	\$1,512	\$1,587	\$1,661	\$1,735	\$1,810	\$1,884	\$1,960	\$2,034	\$2,109	\$2,183
		ZONE 4	\$1,393	\$1,469	\$1,546	\$1,622	\$1,699	\$1,775	\$1,850	\$1,927	\$2,003	\$2,080	\$2,156	\$2,232
		ZONE 5	\$1,426	\$1,504	\$1,581	\$1,660	\$1,738	\$1,815	\$1,894	\$1,972	\$2,049	\$2,128	\$2,206	\$2,283


Approximate Shipping weight: 30 lbs

632 Two Seater	Dimensions/ Yardage	Zone Grade	COM A	B	COL C	D	E	F	G	H	I	J	K	L
	Outside 4.5W 25D 33H Inside 20W 19D S/H 19 A/H 26 3 yd. 51 sq. ft.	ZONE 1	\$1,706	\$1,777	\$1,849	\$1,920	\$1,989	\$2,060	\$2,131	\$2,203	\$2,274	\$2,343	\$2,414	\$2,486
		ZONE 2	\$1,743	\$1,816	\$1,888	\$1,961	\$2,033	\$2,104	\$2,177	\$2,249	\$2,322	\$2,394	\$2,467	\$2,538
		ZONE 3	\$1,782	\$1,856	\$1,929	\$2,003	\$2,076	\$2,152	\$2,226	\$2,299	\$2,373	\$2,447	\$2,522	\$2,596
		ZONE 4	\$1,821	\$1,897	\$1,973	\$2,049	\$2,125	\$2,200	\$2,276	\$2,352	\$2,426	\$2,502	\$2,578	\$2,653
		ZONE 5	\$1,865	\$1,941	\$2,019	\$2,097	\$2,173	\$2,251	\$2,329	\$2,405	\$2,483	\$2,559	\$2,637	\$2,716

Approximate Shipping weight: 30 lbs

633 Three Seater	Dimensions/ Yardage	Zone Grade	COM A	B	COL C	D	E	F	G	H	I	J	K	L
	Outside 66W 25D 33H Inside 20W 19D S/H 19 A/H 26 4.5 yd. 77 sq. ft.	ZONE 1	\$2,409	\$2,509	\$2,610	\$2,711	\$2,808	\$2,909	\$3,009	\$3,110	\$3,210	\$3,308	\$3,408	\$3,509
		ZONE 2	\$2,461	\$2,564	\$2,665	\$2,769	\$2,870	\$2,970	\$3,074	\$3,175	\$3,279	\$3,379	\$3,483	\$3,584
		ZONE 3	\$2,516	\$2,620	\$2,724	\$2,827	\$2,931	\$3,038	\$3,142	\$3,246	\$3,350	\$3,454	\$3,561	\$3,665
		ZONE 4	\$2,571	\$2,678	\$2,785	\$2,892	\$2,999	\$3,107	\$3,214	\$3,321	\$3,425	\$3,532	\$3,639	\$3,746
		ZONE 5	\$2,633	\$2,740	\$2,850	\$2,960	\$3,068	\$3,178	\$3,288	\$3,395	\$3,506	\$3,613	\$3,723	\$3,834

Approximate Shipping weight: 30 lbs

634 Four Seater	Dimensions/ Yardage	Zone Grade	COM A	B	COL C	D	E	F	G	H	I	J	K	L
	Outside 87.5W 25D 33H Inside 20W 19D S/H 19 A/H 26 6 yd. 102 sq. ft.	ZONE 1	\$3,111	\$3,241	\$3,371	\$3,501	\$3,627	\$3,757	\$3,887	\$4,017	\$4,147	\$4,273	\$4,403	\$4,533
		ZONE 2	\$3,178	\$3,312	\$3,442	\$3,577	\$3,707	\$3,837	\$3,971	\$4,101	\$4,235	\$4,365	\$4,499	\$4,629
		ZONE 3	\$3,250	\$3,384	\$3,518	\$3,652	\$3,786	\$3,925	\$4,059	\$4,193	\$4,327	\$4,461	\$4,600	\$4,734
		ZONE 4	\$3,321	\$3,459	\$3,598	\$3,736	\$3,874	\$4,013	\$4,151	\$4,289	\$4,424	\$4,562	\$4,700	\$4,839
		ZONE 5	\$3,400	\$3,539	\$3,681	\$3,824	\$3,962	\$4,105	\$4,247	\$4,386	\$4,528	\$4,667	\$4,809	\$4,952

Approximate Shipping weight: 30 lbs




PHOENIX COLLECTION


Seat Construction: Rubber Webbing
Wood Species: Beech Hardwood

SIN # 711-17


Options: Casters Add \$50 per Pair
Wallsaver
HIP Chair
Connector Tables 801 & 802 - Veneer for Laminate **+\$250 LIST**

630C Side Chair cleanout	Dimensions/ Yardage	Zone Grade	COM A	B	COL C	D	E	F	G	H	I	J	K	L
	Outside 23W 25D 33H Inside 20W 19D S/H 19 A/H 26 1.5 yd. 26 sq. ft.	ZONE 1	\$1,104	\$1,150	\$1,196	\$1,242	\$1,287	\$1,333	\$1,379	\$1,425	\$1,471	\$1,516	\$1,562	\$1,608
		ZONE 2	\$1,128	\$1,175	\$1,221	\$1,269	\$1,315	\$1,361	\$1,409	\$1,455	\$1,503	\$1,549	\$1,596	\$1,643
		ZONE 3	\$1,153	\$1,201	\$1,248	\$1,296	\$1,343	\$1,393	\$1,440	\$1,488	\$1,535	\$1,583	\$1,632	\$1,680
		ZONE 4	\$1,178	\$1,227	\$1,277	\$1,326	\$1,375	\$1,424	\$1,473	\$1,522	\$1,570	\$1,619	\$1,668	\$1,717
		ZONE 5	\$1,207	\$1,256	\$1,306	\$1,357	\$1,406	\$1,457	\$1,507	\$1,556	\$1,607	\$1,656	\$1,707	\$1,757


Approximate Shipping weight: 30 lbs

631C Bariatric cleanout	Dimensions/ Yardage	Zone Grade	COM A	B	COL C	D	E	F	G	H	I	J	K	L
	Outside 34W 25D 33H Inside 30W 19D S/H 19 A/H 26 3 yd. 51 sq. ft.	ZONE 1	\$1,877	\$1,955	\$2,034	\$2,112	\$2,188	\$2,266	\$2,345	\$2,423	\$2,501	\$2,577	\$2,656	\$2,734
		ZONE 2	\$1,917	\$1,998	\$2,077	\$2,157	\$2,236	\$2,314	\$2,395	\$2,474	\$2,555	\$2,633	\$2,714	\$2,792
		ZONE 3	\$1,960	\$2,041	\$2,122	\$2,203	\$2,284	\$2,367	\$2,448	\$2,529	\$2,610	\$2,691	\$2,775	\$2,856
		ZONE 4	\$2,003	\$2,087	\$2,170	\$2,254	\$2,337	\$2,421	\$2,504	\$2,587	\$2,668	\$2,752	\$2,835	\$2,919
		ZONE 5	\$2,051	\$2,135	\$2,221	\$2,307	\$2,390	\$2,476	\$2,562	\$2,646	\$2,732	\$2,815	\$2,901	\$2,987


Approximate Shipping weight: 30 lbs

632C Two Seater cleanout	Dimensions/ Yardage	Zone Grade	COM A	B	COL C	D	E	F	G	H	I	J	K	L
	Outside 44.5W 25D 33H Inside 20W 19D S/H 19 A/H 26 3 yd. 51 sq. ft.	ZONE 1	\$1,876	\$1,964	\$2,052	\$2,139	\$2,227	\$2,315	\$2,403	\$2,491	\$2,578	\$2,666	\$2,754	\$2,842
		ZONE 2	\$1,921	\$2,012	\$2,101	\$2,192	\$2,281	\$2,372	\$2,461	\$2,552	\$2,641	\$2,732	\$2,821	\$2,912
		ZONE 3	\$1,968	\$2,061	\$2,153	\$2,245	\$2,337	\$2,430	\$2,522	\$2,614	\$2,706	\$2,799	\$2,891	\$2,983
		ZONE 4	\$2,019	\$2,114	\$2,208	\$2,303	\$2,397	\$2,492	\$2,586	\$2,681	\$2,776	\$2,870	\$2,965	\$3,059
		ZONE 5	\$2,071	\$2,169	\$2,266	\$2,363	\$2,459	\$2,558	\$2,654	\$2,751	\$2,848	\$2,944	\$3,043	\$3,139

Approximate Shipping weight: 30 lbs

633C Three Seater cleanout	Dimensions/ Yardage	Zone Grade	COM A	B	COL C	D	E	F	G	H	I	J	K	L
	Outside 66W 25D 33H Inside 20W 19D S/H 19 A/H 26 4.5 yd. 77 sq. ft.	ZONE 1	\$2,650	\$2,760	\$2,871	\$2,982	\$3,089	\$3,199	\$3,310	\$3,421	\$3,531	\$3,639	\$3,749	\$3,860
		ZONE 2	\$2,707	\$2,821	\$2,932	\$3,046	\$3,157	\$3,267	\$3,382	\$3,492	\$3,606	\$3,717	\$3,831	\$3,942
		ZONE 3	\$2,767	\$2,882	\$2,996	\$3,110	\$3,224	\$3,342	\$3,456	\$3,571	\$3,685	\$3,799	\$3,917	\$4,031
		ZONE 4	\$2,828	\$2,946	\$3,064	\$3,182	\$3,299	\$3,417	\$3,535	\$3,653	\$3,767	\$3,885	\$4,003	\$4,121
		ZONE 5	\$2,896	\$3,014	\$3,135	\$3,257	\$3,374	\$3,496	\$3,617	\$3,735	\$3,856	\$3,974	\$4,096	\$4,217

Approximate Shipping weight: 30 lbs

634C Four Seater cleanout	Dimensions/ Yardage	Zone Grade	COM A	B	COL C	D	E	F	G	H	I	J	K	L
	Outside 87.5W 25D 33H Inside 20W 19D S/H 19 A/H 26 6 yd. 102 sq. ft.	ZONE 1	\$3,422	\$3,565	\$3,708	\$3,851	\$3,990	\$4,133	\$4,276	\$4,419	\$4,561	\$4,700	\$4,843	\$4,986
		ZONE 2	\$3,496	\$3,644	\$3,787	\$3,934	\$4,077	\$4,220	\$4,368	\$4,511	\$4,658	\$4,801	\$4,949	\$5,092
		ZONE 3	\$3,574	\$3,722	\$3,870	\$4,017	\$4,165	\$4,317	\$4,465	\$4,612	\$4,760	\$4,907	\$5,060	\$5,207
		ZONE 4	\$3,653	\$3,805	\$3,957	\$4,109	\$4,262	\$4,414	\$4,566	\$4,718	\$4,866	\$5,018	\$5,170	\$5,323
		ZONE 5	\$3,741	\$3,893	\$4,050	\$4,206	\$4,359	\$4,515	\$4,672	\$4,824	\$4,981	\$5,133	\$5,290	\$5,447

Approximate Shipping weight: 30 lbs



PHOENIX COLLECTION

Seat Construction: Rubber Webbing
Wood Species: Beech Hardwood

SIN # 711-17

Options: Casters Add \$50 per Pair

Wallsaver

HIP Chair

Connector Tables 801 & 802 - Veneer for Laminate **+\$250 LIST**

6300 Bench	Dimensions/ Yardage	Zone Grade	COM A	B	COL C	D	E	F	G	H	I	J	K	L
	Outside 48W 22D 24H Inside 45W 22D 24H S/H 20 A/H 24 1.5 yd. 26 sq. ft.	ZONE 1	\$3,422	\$3,565	\$3,708	\$3,851	\$3,990	\$4,133	\$4,276	\$4,419	\$4,561	\$4,700	\$4,843	\$4,986
		ZONE 2	\$3,496	\$3,644	\$3,787	\$3,934	\$4,077	\$4,220	\$4,368	\$4,511	\$4,658	\$4,801	\$4,949	\$5,092
		ZONE 3	\$3,574	\$3,722	\$3,870	\$4,017	\$4,165	\$4,317	\$4,465	\$4,612	\$4,760	\$4,907	\$5,060	\$5,207
		ZONE 4	\$3,653	\$3,805	\$3,957	\$4,109	\$4,262	\$4,414	\$4,566	\$4,718	\$4,866	\$5,018	\$5,170	\$5,323
		ZONE 5	\$3,741	\$3,893	\$4,050	\$4,206	\$4,359	\$4,515	\$4,672	\$4,824	\$4,981	\$5,133	\$5,290	\$5,447

Approximate Shipping weight: 30 lbs

801 Connector Table	Dimensions	Zone	
	20L 20W	ZONE 1	\$508
		ZONE 2	\$520
		ZONE 3	\$534
		ZONE 4	\$548
		ZONE 5	\$563

Approximate Shipping Weight: 20 lbs

802 Connector Table	Dimensions	Zone	
	Inside Radius 8 Outside Radius 28 Depth 20	ZONE 1	\$800
		ZONE 2	\$821
		ZONE 3	\$842
		ZONE 4	\$864
		ZONE 5	\$889

Approximate Shipping Weight: 20 lbs