



Cachet Pricebook

2023





CACHET COLLECTION

Seat Construction: No Sag
Wood Species: Beech Hardwood

SIN # 711-16

801 & 802 - Veneer for Laminate +250 LIST



CACHET COLLECTION

Seat Construction: No Sag
Wood Species: Beech Hardwood

SIN # 711-16

801 & 802 - Veneer for Laminate +250 LIST

810 Side Chair	Dimensions/ Yardage	Zone Grade	COM	1	COL 2	3	4	5	6	7	8	9	10	11
	Outside 23.5W 26D 33.5H	ZONE 1	\$1,049	\$1,093	\$1,136	\$1,180	\$1,224	\$1,267	\$1,311	\$1,354	\$1,398	\$1,441	\$1,485	\$1,528
		ZONE 2	\$1,072	\$1,116	\$1,161	\$1,205	\$1,250	\$1,294	\$1,339	\$1,383	\$1,428	\$1,472	\$1,517	\$1,561
	Inside 20W 19D 17H S/H 19.5 A/H 26 2 yd. 34 sq. ft.	ZONE 3	\$1,096	\$1,141	\$1,187	\$1,232	\$1,277	\$1,323	\$1,368	\$1,414	\$1,459	\$1,505	\$1,550	\$1,596
		ZONE 4	\$1,120	\$1,167	\$1,213	\$1,260	\$1,306	\$1,353	\$1,399	\$1,446	\$1,492	\$1,539	\$1,585	\$1,632
		ZONE 5	\$1,146	\$1,194	\$1,241	\$1,289	\$1,336	\$1,384	\$1,432	\$1,479	\$1,527	\$1,574	\$1,622	\$1,670

Approximate Shipping weight: 40 lbs

811 Bariatric Chair	Dimensions/ Yardage	Zone Grade	COM	1	COL 2	3	4	5	6	7	8	9	10	11
	Outside 33.5W 26D 33.5H	ZONE 1	\$1,501	\$1,439	\$1,514	\$1,588	\$1,663	\$1,738	\$1,812	\$1,887	\$1,962	\$2,036	\$2,111	\$2,186
		ZONE 2	\$1,394	\$1,470	\$1,546	\$1,622	\$1,699	\$1,775	\$1,851	\$1,928	\$2,004	\$2,080	\$2,157	\$2,233
	Inside 30W 19D 17H S/H 19.5 A/H 26 2.5 yd. 42.5 sq. ft.	ZONE 3	\$1,424	\$1,502	\$1,580	\$1,658	\$1,736	\$1,814	\$1,892	\$1,970	\$2,048	\$2,126	\$2,204	\$2,282
		ZONE 4	\$1,456	\$1,536	\$1,616	\$1,696	\$1,775	\$1,855	\$1,935	\$2,015	\$2,094	\$2,174	\$2,254	\$2,334
		ZONE 5	\$1,490	\$1,572	\$1,653	\$1,735	\$1,816	\$1,898	\$1,980	\$2,061	\$2,143	\$2,224	\$2,306	\$2,387

Approximate Shipping weight: 50 lbs

812 Tandem Two Seater	Dimensions/ Yardage	Zone Grade	COM	1	COL 2	3	4	5	6	7	8	9	10	11
	Outside 45.25W 26D 33.5H	ZONE 1	\$1,616	\$1,703	\$1,790	\$1,877	\$1,964	\$2,051	\$2,138	\$2,225	\$2,313	\$2,400	\$2,487	\$2,574
		ZONE 2	\$1,650	\$1,739	\$1,828	\$1,917	\$2,006	\$2,095	\$2,184	\$2,273	\$2,362	\$2,452	\$2,541	\$2,630
	Inside 40W 19D 17H S/H 19.5 A/H 26 3.5 yd. 60 sq. ft.	ZONE 3	\$1,687	\$1,778	\$1,869	\$1,960	\$2,051	\$2,142	\$2,233	\$2,324	\$2,415	\$2,506	\$2,597	\$2,688
		ZONE 4	\$1,725	\$1,818	\$1,911	\$2,004	\$2,097	\$2,190	\$2,283	\$2,376	\$2,469	\$2,562	\$2,655	\$2,748
		ZONE 5	\$1,765	\$1,860	\$1,955	\$2,050	\$2,145	\$2,241	\$2,336	\$2,431	\$2,526	\$2,621	\$2,716	\$2,812

Approximate Shipping weight: 65 lbs

813 Tandem Three Seater	Dimensions/ Yardage	Zone Grade	COM	1	COL 2	3	4	5	6	7	8	9	10	11
	Outside 67W 26D 33.5H	ZONE 1	\$2,182	\$2,313	\$2,443	\$2,574	\$2,705	\$2,835	\$2,966	\$3,097	\$3,227	\$3,358	\$3,489	\$3,619
		ZONE 2	\$2,229	\$2,362	\$2,496	\$2,630	\$2,763	\$2,897	\$3,030	\$3,164	\$3,297	\$3,431	\$3,564	\$3,698
	Inside 60W 19D 17H S/H 19.5 A/H 26 5.25 yd. 90 sq. ft.	ZONE 3	\$2,278	\$2,415	\$2,551	\$2,688	\$2,824	\$2,960	\$3,097	\$3,233	\$3,370	\$3,506	\$3,643	\$3,779
		ZONE 4	\$2,330	\$2,469	\$2,609	\$2,748	\$2,888	\$3,027	\$3,167	\$3,306	\$3,446	\$3,585	\$3,725	\$3,864
		ZONE 5	\$2,383	\$2,526	\$2,669	\$2,812	\$2,954	\$3,097	\$3,240	\$3,383	\$3,525	\$3,668	\$3,811	\$3,954

Approximate Shipping weight: 90 lbs

814 Tandem Four Seater	Dimensions/ Yardage	Zone Grade	COM	1	COL 2	3	4	5	6	7	8	9	10	11
	Outside 88W 26D 33.5H	ZONE 1	\$3,041	\$3,345	\$3,512	\$3,679	\$3,846	\$4,015	\$4,183	\$4,351	\$4,519	\$4,550	\$4,855	\$5,024
		ZONE 2	\$3,247	\$3,417	\$3,589	\$3,761	\$3,932	\$4,103	\$4,274	\$4,431	\$4,602	\$4,773	\$4,945	\$5,117
	Inside 80W 19D 17H S/H 19.5 A/H 26 7 yd. 119 sq. ft.	ZONE 3	\$3,319	\$3,494	\$3,669	\$3,843	\$4,019	\$4,193	\$4,368	\$4,544	\$4,718	\$4,894	\$5,068	\$5,244
		ZONE 4	\$3,392	\$3,572	\$3,750	\$3,929	\$4,109	\$4,287	\$4,465	\$4,644	\$4,824	\$5,003	\$5,181	\$5,362
		ZONE 5	\$3,474	\$3,657	\$3,843	\$4,022	\$4,205	\$4,389	\$4,571	\$4,754	\$4,938	\$5,121	\$5,305	\$5,487

Approximate Shipping weight: 115 lbs

810C Side Chair w/ clean-out	Dimensions/ Yardage	Zone Grade	COM	1	COL 2	3	4	5	6	7	8	9	10	11
	Outside 23.5W 26D 33.5H	ZONE 1	\$1,101	\$1,144	\$1,188	\$1,232	\$1,275	\$1,319	\$1,362	\$1,406	\$1,449	\$1,493	\$1,537	\$1,580
		ZONE 2	\$1,124	\$1,168	\$1,213	\$1,257	\$1,302	\$1,346	\$1,391	\$1,435	\$1,480	\$1,524	\$1,569	\$1,613
	Inside 20W 19D 17H S/H 19.5 A/H 26 2 yd. 34 sq. ft.	ZONE 3	\$1,147	\$1,193	\$1,238	\$1,284	\$1,329	\$1,375	\$1,420	\$1,466	\$1,511	\$1,557	\$1,602	\$1,648
		ZONE 4	\$1,172	\$1,218	\$1,265	\$1,311	\$1,358	\$1,404	\$1,451	\$1,497	\$1,544	\$1,591	\$1,637	\$1,684
		ZONE 5	\$1,198	\$1,245	\$1,293	\$1,341	\$1,388	\$1,436	\$1,483	\$1,531	\$1,578	\$1,626	\$1,674	\$1,721

Approximate Shipping weight: 40 lbs

811C Bariatric w/ clean-out	Dimensions/ Yardage	Zone Grade	COM	1	COL 2	3	4	5	6	7	8	9	10	11
	Outside 33.5W 26D 33.5H	ZONE 1	\$1,416	\$1,490	\$1,565	\$1,640	\$1,715	\$1,789	\$1,864	\$1,939	\$2,013	\$2,088	\$2,163	\$2,237
		ZONE 2	\$1,445	\$1,522	\$1,598	\$1,674	\$1,750	\$1,827	\$1,903	\$1,979	\$2,056	\$2,132	\$2,208	\$2,284
	Inside 30W 19D 17H S/H 19.5 A/H 26 2.5 yd. 42.5 sq. ft.	ZONE 3	\$1,476	\$1,554	\$1,632	\$1,710	\$1,788	\$1,866	\$1,944	\$2,022	\$2,100	\$2,178	\$2,256	\$2,334
		ZONE 4	\$1,508	\$1,588	\$1,668	\$1,747	\$1,827	\$1,907	\$1,987	\$2,066	\$2,146	\$2,226	\$2,305	\$2,385
		ZONE 5	\$1,542	\$1,623	\$1,705	\$1,786	\$1,868	\$1,950	\$2,031	\$2,113	\$2,194	\$2,276	\$2,357	\$2,439

Approximate Shipping weight: 50 lbs

812C Two Seater w/ clean-out	Dimensions/ Yardage	Zone Grade	COM	1	COL 2	3	4	5	6	7	8	9	10	11
	Outside 45.25W 26D 33.5H	ZONE 1	\$1,616	\$1,703	\$1,790	\$1,877	\$1,964	\$2,051	\$2,138	\$2,225	\$2,313	\$2,400	\$2,487	\$2,574
		ZONE 2	\$1,650	\$1,739	\$1,828	\$1,917	\$2,006	\$2,095	\$2,184	\$2,273	\$2,362	\$2,452	\$2,541	\$2,630
	Inside 40W 19D 17H S/H 19.5 A/H 26 3.5 yd. 60 sq. ft.	ZONE 3	\$1,687	\$1,778	\$1,869	\$1,960	\$2,051	\$2,142	\$2,233	\$2,324	\$2,415	\$2,506	\$2,597	\$2,688
		ZONE 4	\$1,725	\$1,818	\$1,911	\$2,004	\$2,097	\$2,190	\$2,283	\$2,376	\$2,469	\$2,562	\$2,655	\$2,748
		ZONE 5	\$1,765	\$1,860	\$1,955	\$2,050	\$2,145	\$2,241	\$2,336	\$2,431	\$2,526	\$2,621	\$2,716	\$2,812

Approximate Shipping weight: 65 lbs


CACHET COLLECTION

Seat Construction: No Sag
Wood Species: Beech Hardwood


SIN # 711-16

801 & 802 - Veneer for Laminate +250 LIST




813C		Zone	COM	1	COL	3	4	5	6	7	8	9	10	11
Three Seater w/ clean-out	Dimensions/ Yardage	Grade			2									
	Outside 67W 26D 33.5H	ZONE 1	\$2,285	\$2,416	\$2,547	\$2,677	\$2,808	\$2,939	\$3,069	\$3,200	\$3,331	\$3,461	\$3,592	\$3,723
		ZONE 2	\$2,332	\$2,466	\$2,599	\$2,733	\$2,866	\$3,000	\$3,133	\$3,267	\$3,400	\$3,534	\$3,667	\$3,801
	Inside 60W 19D 17H S/H 19.5 A/H 26	ZONE 3	\$2,381	\$2,518	\$2,654	\$2,791	\$2,927	\$3,064	\$3,200	\$3,337	\$3,473	\$3,610	\$3,746	\$3,882
		ZONE 4	\$2,433	\$2,572	\$2,712	\$2,851	\$2,991	\$3,131	\$3,270	\$3,410	\$3,549	\$3,689	\$3,828	\$3,968
	5.25 yd. 90 sq. ft.	ZONE 5	\$2,487	\$2,629	\$2,772	\$2,915	\$3,058	\$3,200	\$3,343	\$3,486	\$3,629	\$3,771	\$3,914	\$4,057


Approximate Shipping weight: 90 lbs

814C		Zone	COM	1	COL	3	4	5	6	7	8	9	10	11
Four Seater w/ clean out	Dimensions/ Yardage	Grade			2									
	Outside 88W 26D 33.5H	ZONE 1	\$3,248	\$3,551	\$3,718	\$3,886	\$4,053	\$4,221	\$4,390	\$4,557	\$4,726	\$4,757	\$5,062	\$5,230
		ZONE 2	\$3,453	\$3,623	\$3,796	\$3,967	\$4,138	\$4,310	\$4,481	\$4,637	\$4,809	\$4,980	\$5,151	\$5,324
	Inside 80W 19D 17H S/H 19.5 A/H 26	ZONE 3	\$3,525	\$3,701	\$3,876	\$4,050	\$4,226	\$4,400	\$4,575	\$4,750	\$4,924	\$5,101	\$5,275	\$5,450
		ZONE 4	\$3,599	\$3,778	\$3,956	\$4,136	\$4,315	\$4,493	\$4,671	\$4,851	\$5,030	\$5,210	\$5,388	\$5,569
	7 yd. 119 sq. ft.	ZONE 5	\$3,680	\$3,864	\$5,406	\$4,228	\$4,412	\$4,595	\$4,777	\$4,961	\$5,145	\$5,328	\$5,512	\$5,694

Approximate Shipping weight: 115 lbs

801		Zone	1
Square Connector Table	Dimensions/ Yardage	Grade	
	Width: 20 Length: 20	ZONE 1	\$617
		ZONE 2	\$632
		ZONE 3	\$649
		ZONE 4	\$668
		ZONE 5	\$685

Approximate Shipping weight: 20 lbs

802		Zone	1
Curved Connector Table	Dimensions/ Yardage	Grade	
	Inside Radius: 8 Outside Radius: 28 Depth: 20	ZONE 1	\$973
		ZONE 2	\$999
		ZONE 3	\$1,025
		ZONE 4	\$1,051
		ZONE 5	\$1,081

Approximate Shipping weight: 20 lbs