

hickory contract

Austin Pricebook

2023





AUSTIN COLLECTION

Seat Construction: Foam Over Propex

SIN # 711-8

#1763 - Eight Way Hand Tied


Mechanism: Knee Tilt/Gas Lift

Bases: "E"


Casters: Dual Wheel

Wood Species: Solid Beech Hardwood


+\$50 NET SURCHARGE PER CHAIR

1760	Dimensions/ Yardage	Zone Grade	COM	1	2	COL 3	4	5	6	7	8	9	10	11
	Outside 24W 30D 42-45H Inside 20W 19.5D 28H S/H 18-21 A/H 26-29 3.5 yd. 60 sq. ft.	ZONE 1	\$2,247	\$2,479	\$2,594	\$2,711	\$2,828	\$2,944	\$3,060	\$3,176	\$3,290	\$3,407	\$3,524	\$3,641
		ZONE 2	\$2,295	\$2,531	\$2,648	\$2,768	\$2,887	\$3,004	\$3,122	\$3,239	\$3,360	\$3,477	\$3,596	\$3,714
		ZONE 3	\$2,341	\$2,584	\$2,704	\$2,827	\$2,947	\$3,066	\$3,188	\$3,309	\$3,431	\$3,552	\$3,672	\$3,792
		ZONE 4	\$2,392	\$2,639	\$2,762	\$2,887	\$3,010	\$3,134	\$3,257	\$3,380	\$3,504	\$3,627	\$3,751	\$3,876
		ZONE 5	\$2,445	\$2,698	\$2,825	\$2,950	\$3,077	\$3,201	\$3,329	\$3,453	\$3,581	\$3,706	\$3,834	\$3,961


Approximate Shipping weight: 65 lbs

1761	Dimensions/ Yardage	Zone Grade	COM	1	2	COL 3	4	5	6	7	8	9	10	11
	Outside 24W 30D 38-41H Inside 20W 19.5D 24H S/H 18-21 A/H 26-29 3 yd. 51 sq. ft.	ZONE 1	\$2,199	\$2,433	\$2,548	\$2,665	\$2,780	\$2,896	\$3,013	\$3,128	\$3,245	\$3,360	\$3,476	\$3,591
		ZONE 2	\$2,380	\$2,482	\$2,600	\$2,720	\$2,837	\$2,956	\$3,075	\$3,194	\$3,311	\$3,431	\$3,548	\$3,665
		ZONE 3	\$2,293	\$2,534	\$2,656	\$2,777	\$2,896	\$3,019	\$3,140	\$3,260	\$3,381	\$3,501	\$3,623	\$3,744
		ZONE 4	\$2,341	\$2,588	\$2,713	\$2,836	\$2,959	\$3,083	\$3,206	\$3,330	\$3,453	\$3,576	\$3,700	\$3,825
		ZONE 5	\$2,392	\$2,645	\$2,773	\$2,897	\$3,025	\$3,150	\$3,278	\$3,404	\$3,530	\$3,656	\$3,783	\$3,910


Approximate Shipping weight: 90 lbs

1762	Dimensions/ Yardage	Zone Grade	COM	1	2	COL 3	4	5	6	7	8	9	10	11
	Outside 24W 30D 35-38H Inside 20W 19.5D 28H S/H 18-21 A/H 26-29 2.5 yd. 43 sq. ft.	ZONE 1	\$2,082	\$2,281	\$2,382	\$2,480	\$2,579	\$2,678	\$2,779	\$2,879	\$2,977	\$3,077	\$3,176	\$3,275
		ZONE 2	\$2,125	\$2,328	\$2,431	\$2,531	\$2,632	\$2,734	\$2,836	\$2,938	\$3,038	\$3,141	\$3,242	\$3,342
		ZONE 3	\$2,169	\$2,379	\$2,480	\$2,585	\$2,689	\$2,791	\$2,894	\$2,999	\$3,102	\$3,206	\$3,309	\$3,413
		ZONE 4	\$2,217	\$2,430	\$2,534	\$2,641	\$2,746	\$2,852	\$2,957	\$3,063	\$3,170	\$3,276	\$3,381	\$3,486
		ZONE 5	\$2,266	\$2,482	\$2,590	\$2,698	\$2,806	\$2,915	\$3,023	\$3,131	\$3,237	\$3,347	\$3,456	\$3,566


Approximate Shipping weight: 115 lbs

1764	Dimensions/ Yardage	Zone Grade	COM	1	2	COL 3	4	5	6	7	8	9	10	11
	Outside 24W 30D 42-45H Inside 20W 19.5D 28H S/H 18-21 A/H 26-29 3.5 yd. 60 sq. ft.	ZONE 1	\$2,434	\$2,699	\$2,831	\$2,965	\$3,096	\$3,230	\$3,362	\$3,495	\$3,627	\$3,760	\$3,892	\$4,024
		ZONE 2	\$2,485	\$2,755	\$2,890	\$3,025	\$3,161	\$3,294	\$3,432	\$3,567	\$3,702	\$3,838	\$3,973	\$4,108
		ZONE 3	\$2,536	\$2,812	\$2,950	\$3,089	\$3,227	\$3,365	\$3,503	\$3,642	\$3,781	\$3,919	\$4,057	\$4,195
		ZONE 4	\$2,590	\$2,872	\$3,014	\$3,155	\$3,297	\$3,437	\$3,579	\$3,721	\$3,862	\$4,003	\$4,143	\$4,282
		ZONE 5	\$2,647	\$2,938	\$3,080	\$3,225	\$3,369	\$3,513	\$3,657	\$3,802	\$3,946	\$4,092	\$4,234	\$4,376

Approximate Shipping weight: 65 lbs

1766	Dimensions/ Yardage	Zone Grade	COM	1	2	COL 3	4	5	6	7	8	9	10	11
Low Back closed arm				1	2	3	4	5	6	7	8	9	10	11
	Outside 24W 30D 35-38H Inside 20W 19.5D 28H S/H 18-21 A/H 26-29 2.5 yd. 43 sq. ft.	ZONE 1	\$2,265	\$2,494	\$2,611	\$2,726	\$2,842	\$2,959	\$3,075	\$3,192	\$3,308	\$3,423	\$3,540	\$3,657
		ZONE 2	\$2,308	\$2,546	\$2,665	\$2,783	\$2,902	\$3,020	\$3,140	\$3,257	\$3,374	\$3,495	\$3,612	\$3,729
		ZONE 3	\$2,358	\$2,600	\$2,722	\$2,840	\$2,963	\$3,083	\$3,204	\$3,327	\$3,446	\$3,567	\$3,687	\$3,807
		ZONE 4	\$2,409	\$2,656	\$2,779	\$2,903	\$3,026	\$3,149	\$3,275	\$3,396	\$3,519	\$3,645	\$3,766	\$3,888
		ZONE 5	\$2,462	\$2,716	\$2,840	\$2,968	\$3,093	\$3,221	\$3,345	\$3,471	\$3,597	\$3,724	\$3,849	\$3,973

Approximate Shipping weight: 90 lbs

1864	Dimensions/ Yardage	Zone Grade	COM	1	2	COL 3	4	5	6	7	8	9	10	11
Oversized closed arm				1	2	3	4	5	6	7	8	9	10	11
	Outside 29.5W 34.5D 45- 48H Inside 23W 21D 28H S/H 18-21 A/H 26-29 5 yd. 85 sq. ft.	ZONE 1	\$3,372	\$3,834	\$4,062	\$4,291	\$4,522	\$4,750	\$4,979	\$5,210	\$5,439	\$5,668	\$5,898	\$6,127
		ZONE 2	\$3,443	\$3,912	\$4,147	\$4,379	\$4,613	\$4,849	\$5,082	\$5,316	\$5,551	\$5,784	\$6,018	\$6,251
		ZONE 3	\$3,515	\$3,994	\$4,234	\$4,472	\$4,712	\$4,950	\$5,190	\$5,429	\$5,668	\$5,907	\$6,146	\$6,386
		ZONE 4	\$3,591	\$4,080	\$4,324	\$4,570	\$4,813	\$5,057	\$5,301	\$5,545	\$5,790	\$6,034	\$6,278	\$6,523
		ZONE 5	\$3,670	\$4,171	\$4,418	\$4,667	\$4,919	\$5,168	\$5,418	\$5,667	\$5,919	\$6,167	\$6,416	\$6,665

Approximate Shipping weight: 115 lbs

OPTIONS

Jury Base Add \$150

Brass Nails Standard on Open Arm Versions

No Arm Available 1763 Deduct \$100

Brass Nails on Closed Arm Version Add \$100

Fully Upholstered Arm Add \$200

Casters 1763 Add \$125