

hickory contract

Austin Pricebook

2022






AUSTIN COLLECTION


Seat Construction: Foam Over Propex
#1763 - Eight Way Hand Tied

SIN # 711-8


Mechanism: Knee Tilt/Gas Lift
Bases: "E"
Casters: Dual Wheel
Wood Species: Solid Beech Hardwood
+\$50 NET SURCHARGE PER CHAIR

1760	High Back open arm	Dimensions/ Yardage	Zone Grade	COM	1	2	COL 3	4	5	6	7	8	9	10	11
		Outside 24W 30D 42-45H Inside 20W 19.5D 28H S/H 18-21 A/H 26-29 3.5 yd. 60 sq. ft.	ZONE 1	\$2,042	\$2,254	\$2,359	\$2,465	\$2,571	\$2,676	\$2,782	\$2,887	\$2,991	\$3,097	\$3,203	\$3,310
			ZONE 2	\$2,086	\$2,301	\$2,408	\$2,517	\$2,624	\$2,730	\$2,838	\$2,944	\$3,055	\$3,161	\$3,269	\$3,376
			ZONE 3	\$2,128	\$2,349	\$2,458	\$2,570	\$2,679	\$2,788	\$2,898	\$3,008	\$3,119	\$3,229	\$3,338	\$3,447
			ZONE 4	\$2,175	\$2,399	\$2,511	\$2,624	\$2,736	\$2,849	\$2,961	\$3,072	\$3,186	\$3,297	\$3,410	\$3,523
			ZONE 5	\$2,222	\$2,453	\$2,568	\$2,681	\$2,797	\$2,910	\$3,026	\$3,139	\$3,255	\$3,370	\$3,485	\$3,601


Approximate Shipping weight: 65 lbs

1761	Mid Back open arm	Dimensions/ Yardage	Zone Grade	COM	1	2	COL 3	4	5	6	7	8	9	10	11
		Outside 24W 30D 38-41H Inside 20W 19.5D 24H S/H 18-21 A/H 26-29 3 yd. 51 sq. ft.	ZONE 1	\$1,999	\$2,211	\$2,316	\$2,423	\$2,527	\$2,632	\$2,739	\$2,844	\$2,950	\$3,055	\$3,160	\$3,265
			ZONE 2	\$2,164	\$2,256	\$2,364	\$2,473	\$2,579	\$2,687	\$2,796	\$2,904	\$3,010	\$3,119	\$3,225	\$3,331
			ZONE 3	\$2,085	\$2,304	\$2,414	\$2,525	\$2,632	\$2,744	\$2,854	\$2,963	\$3,074	\$3,183	\$3,293	\$3,404
			ZONE 4	\$2,128	\$2,353	\$2,466	\$2,578	\$2,690	\$2,803	\$2,914	\$3,028	\$3,139	\$3,251	\$3,364	\$3,477
			ZONE 5	\$2,175	\$2,405	\$2,521	\$2,634	\$2,750	\$2,864	\$2,980	\$3,094	\$3,209	\$3,323	\$3,439	\$3,555


Approximate Shipping weight: 90 lbs

1762	Low Back open arm	Dimensions/ Yardage	Zone Grade	COM	1	2	COL 3	4	5	6	7	8	9	10	11
		Outside 24W 30D 35-38H Inside 20W 19.5D 28H S/H 18-21 A/H 26-29 2.5 yd. 43 sq. ft.	ZONE 1	\$1,893	\$2,074	\$2,165	\$2,255	\$2,345	\$2,435	\$2,526	\$2,617	\$2,706	\$2,797	\$2,887	\$2,977
			ZONE 2	\$1,932	\$2,116	\$2,210	\$2,301	\$2,393	\$2,485	\$2,578	\$2,671	\$2,762	\$2,856	\$2,947	\$3,038
			ZONE 3	\$1,972	\$2,162	\$2,255	\$2,350	\$2,444	\$2,537	\$2,631	\$2,726	\$2,820	\$2,914	\$3,008	\$3,102
			ZONE 4	\$2,015	\$2,209	\$2,304	\$2,401	\$2,496	\$2,593	\$2,688	\$2,785	\$2,882	\$2,978	\$3,074	\$3,169
			ZONE 5	\$2,060	\$2,256	\$2,354	\$2,453	\$2,551	\$2,650	\$2,748	\$2,846	\$2,943	\$3,043	\$3,142	\$3,241


Approximate Shipping weight: 115 lbs

1764	High Back closed arm	Dimensions/ Yardage	Zone Grade	COM	1	2	COL 3	4	5	6	7	8	9	10	11
		Outside 24W 30D 42-45H Inside 20W 19.5D 28H S/H 18-21 A/H 26-29 3.5 yd. 60 sq. ft.	ZONE 1	\$2,213	\$2,454	\$2,574	\$2,695	\$2,815	\$2,936	\$3,056	\$3,177	\$3,297	\$3,419	\$3,538	\$3,658
			ZONE 2	\$2,259	\$2,504	\$2,627	\$2,750	\$2,874	\$2,995	\$3,120	\$3,243	\$3,365	\$3,489	\$3,612	\$3,735
			ZONE 3	\$2,305	\$2,556	\$2,681	\$2,808	\$2,934	\$3,059	\$3,184	\$3,311	\$3,438	\$3,563	\$3,688	\$3,814
			ZONE 4	\$2,354	\$2,611	\$2,740	\$2,868	\$2,998	\$3,124	\$3,254	\$3,383	\$3,511	\$3,639	\$3,766	\$3,893
			ZONE 5	\$2,406	\$2,671	\$2,800	\$2,932	\$3,063	\$3,194	\$3,325	\$3,457	\$3,588	\$3,720	\$3,849	\$3,979

Approximate Shipping weight: 65 lbs

1766	Low Back closed arm	Dimensions/ Yardage	Zone Grade	COM	1	2	COL 3	4	5	6	7	8	9	10	11
		Outside 24W 30D 35-38H Inside 20W 19.5D 28H S/H 18-21 A/H 26-29 2.5 yd. 43 sq. ft.	ZONE 1	\$2,059	\$2,267	\$2,374	\$2,478	\$2,583	\$2,690	\$2,796	\$2,902	\$3,007	\$3,112	\$3,218	\$3,325
			ZONE 2	\$2,098	\$2,315	\$2,423	\$2,530	\$2,638	\$2,745	\$2,854	\$2,961	\$3,067	\$3,177	\$3,284	\$3,390
			ZONE 3	\$2,143	\$2,364	\$2,474	\$2,582	\$2,694	\$2,803	\$2,913	\$3,025	\$3,132	\$3,243	\$3,352	\$3,461
			ZONE 4	\$2,190	\$2,414	\$2,526	\$2,639	\$2,751	\$2,863	\$2,977	\$3,087	\$3,199	\$3,314	\$3,424	\$3,534
			ZONE 5	\$2,239	\$2,469	\$2,582	\$2,698	\$2,812	\$2,928	\$3,041	\$3,156	\$3,270	\$3,386	\$3,499	\$3,612

Approximate Shipping weight: 90 lbs

1864	Oversized closed arm	Dimensions/ Yardage	Zone Grade	COM	1	2	COL 3	4	5	6	7	8	9	10	11
		Outside 29.5W 34.5D 45-48H Inside 23W 21D 28H S/H 18-21 A/H 26-29 5 yd. 85 sq. ft.	ZONE 1	\$3,066	\$3,485	\$3,692	\$3,901	\$4,111	\$4,318	\$4,526	\$4,736	\$4,945	\$5,153	\$5,362	\$5,570
			ZONE 2	\$3,130	\$3,556	\$3,770	\$3,981	\$4,194	\$4,408	\$4,620	\$4,833	\$5,047	\$5,258	\$5,471	\$5,683
			ZONE 3	\$3,195	\$3,631	\$3,849	\$4,066	\$4,284	\$4,500	\$4,718	\$4,935	\$5,153	\$5,370	\$5,588	\$5,806
			ZONE 4	\$3,265	\$3,709	\$3,931	\$4,154	\$4,375	\$4,597	\$4,819	\$5,041	\$5,263	\$5,486	\$5,708	\$5,930
			ZONE 5	\$3,337	\$3,792	\$4,017	\$4,243	\$4,472	\$4,698	\$4,926	\$5,152	\$5,381	\$5,607	\$5,833	\$6,059

Approximate Shipping weight: 115 lbs

OPTIONS

Jury Base Add \$150

Brass Nails Standard on Open Arm Versions

No Arm Available 1763 Deduct \$100

Brass Nails on Closed Arm Version Add \$100

Fully Upholstered Arm Add \$200

Casters 1763 Add \$125