



Cachet Pricebook

2022






CACHET COLLECTION


Seat Construction: No Sag
Wood Species: Beech Hardwood

SIN # 711-16


801 & 802 - Veneer for Laminate +250 LIST

| 810 Side Chair | Dimensions/ Yardage | Zone Grade | COM | 1 | COL 2 | 3 | 4 | 5 | 6 | 7 | 8 | 9 | 10 | 11 |
|---|--|---------------|---------|---------|----------|---------|---------|---------|---------|---------|---------|---------|---------|---------|
|  | Outside 23.5W 26D 33.5H | ZONE 1 | \$954 | \$993 | \$1,033 | \$1,073 | \$1,112 | \$1,152 | \$1,191 | \$1,231 | \$1,271 | \$1,310 | \$1,350 | \$1,389 |
| | | ZONE 2 | \$974 | \$1,015 | \$1,055 | \$1,096 | \$1,136 | \$1,177 | \$1,217 | \$1,258 | \$1,298 | \$1,339 | \$1,379 | \$1,419 |
| | Inside 20W 19D 17H S/H 19.5 A/H 26 2 yd. 34 sq. ft. | ZONE 3 | \$996 | \$1,037 | \$1,079 | \$1,120 | \$1,161 | \$1,203 | \$1,244 | \$1,285 | \$1,327 | \$1,368 | \$1,409 | \$1,451 |
| | | ZONE 4 | \$1,018 | \$1,061 | \$1,103 | \$1,145 | \$1,188 | \$1,230 | \$1,272 | \$1,314 | \$1,357 | \$1,399 | \$1,441 | \$1,484 |
| | | ZONE 5 | \$1,042 | \$1,085 | \$1,128 | \$1,172 | \$1,215 | \$1,258 | \$1,301 | \$1,345 | \$1,388 | \$1,431 | \$1,475 | \$1,518 |


Approximate Shipping weight: 40 lbs

| 811 Bariatric Chair | Dimensions/ Yardage | Zone Grade | COM | 1 | COL 2 | 3 | 4 | 5 | 6 | 7 | 8 | 9 | 10 | 11 |
|--|--|---------------|---------|---------|----------|---------|---------|---------|---------|---------|---------|---------|---------|---------|
|  | Outside 33.5W 26D 33.5H | ZONE 1 | \$1,364 | \$1,308 | \$1,376 | \$1,444 | \$1,512 | \$1,580 | \$1,647 | \$1,715 | \$1,783 | \$1,851 | \$1,919 | \$1,987 |
| | | ZONE 2 | \$1,267 | \$1,336 | \$1,406 | \$1,475 | \$1,544 | \$1,614 | \$1,683 | \$1,752 | \$1,822 | \$1,891 | \$1,960 | \$2,030 |
| | Inside 30W 19D 17H S/H 19.5 A/H 26 2.5 yd. 42.5 sq. ft. | ZONE 3 | \$1,295 | \$1,366 | \$1,437 | \$1,508 | \$1,578 | \$1,649 | \$1,720 | \$1,791 | \$1,862 | \$1,933 | \$2,004 | \$2,075 |
| | | ZONE 4 | \$1,324 | \$1,397 | \$1,469 | \$1,542 | \$1,614 | \$1,686 | \$1,759 | \$1,831 | \$1,904 | \$1,976 | \$2,049 | \$2,121 |
| | | ZONE 5 | \$1,355 | \$1,429 | \$1,503 | \$1,577 | \$1,651 | \$1,725 | \$1,800 | \$1,874 | \$1,948 | \$2,022 | \$2,096 | \$2,170 |

Approximate Shipping weight: 50 lbs

| 812 Tandem Two Seater | Dimensions/ Yardage | Zone Grade | COM | 1 | COL 2 | 3 | 4 | 5 | 6 | 7 | 8 | 9 | 10 | 11 |
|---|--|---------------|---------|---------|----------|---------|---------|---------|---------|---------|---------|---------|---------|---------|
|  | Outside 45.25W 26D 33.5H | ZONE 1 | \$1,469 | \$1,548 | \$1,627 | \$1,706 | \$1,786 | \$1,865 | \$1,944 | \$2,023 | \$2,102 | \$2,182 | \$2,261 | \$2,340 |
| | | ZONE 2 | \$1,500 | \$1,581 | \$1,662 | \$1,743 | \$1,824 | \$1,905 | \$1,986 | \$2,067 | \$2,148 | \$2,229 | \$2,310 | \$2,390 |
| | Inside 40W 19D 17H S/H 19.5 A/H 26 3.5 yd. 60 sq. ft. | ZONE 3 | \$1,533 | \$1,616 | \$1,699 | \$1,782 | \$1,864 | \$1,947 | \$2,030 | \$2,112 | \$2,195 | \$2,278 | \$2,361 | \$2,443 |
| | | ZONE 4 | \$1,568 | \$1,653 | \$1,737 | \$1,822 | \$1,906 | \$1,991 | \$2,075 | \$2,160 | \$2,245 | \$2,329 | \$2,414 | \$2,498 |
| | | ZONE 5 | \$1,604 | \$1,691 | \$1,777 | \$1,864 | \$1,950 | \$2,037 | \$2,123 | \$2,210 | \$2,296 | \$2,383 | \$2,469 | \$2,556 |

Approximate Shipping weight: 65 lbs

| 813 Tandem Three Seater | Dimensions/ Yardage | Zone Grade | COM | 1 | COL 2 | 3 | 4 | 5 | 6 | 7 | 8 | 9 | 10 | 11 |
|---|---|---------------|---------|---------|----------|---------|---------|---------|---------|---------|---------|---------|---------|---------|
|  | Outside 67W 26D 33.5H | ZONE 1 | \$1,984 | \$2,102 | \$2,221 | \$2,340 | \$2,459 | \$2,578 | \$2,696 | \$2,815 | \$2,934 | \$3,053 | \$3,172 | \$3,290 |
| | | ZONE 2 | \$2,026 | \$2,148 | \$2,269 | \$2,390 | \$2,512 | \$2,633 | \$2,755 | \$2,876 | \$2,997 | \$3,119 | \$3,240 | \$3,361 |
| | Inside 60W 19D 17H S/H 19.5 A/H 26 5.25 yd. 90 sq. ft. | ZONE 3 | \$2,071 | \$2,195 | \$2,319 | \$2,443 | \$2,567 | \$2,691 | \$2,815 | \$2,939 | \$3,063 | \$3,188 | \$3,312 | \$3,436 |
| | | ZONE 4 | \$2,118 | \$2,245 | \$2,371 | \$2,498 | \$2,625 | \$2,752 | \$2,879 | \$3,006 | \$3,133 | \$3,259 | \$3,386 | \$3,513 |
| | | ZONE 5 | \$2,167 | \$2,296 | \$2,426 | \$2,556 | \$2,686 | \$2,816 | \$2,945 | \$3,075 | \$3,205 | \$3,335 | \$3,464 | \$3,594 |

Approximate Shipping weight: 90 lbs




CACHET COLLECTION


Seat Construction: No Sag
Wood Species: Beech Hardwood

SIN # 711-16


801 & 802 - Veneer for Laminate +250 LIST

| 814 Tandem Four Seater | Dimensions/ Yardage | Zone Grade | COM | 1 | COL 2 | 3 | 4 | 5 | 6 | 7 | 8 | 9 | 10 | 11 |
|---|---|---------------|---------|---------|----------|---------|---------|---------|---------|---------|---------|---------|---------|---------|
|  | Outside 88W 26D 33.5H | ZONE 1 | \$2,765 | \$3,040 | \$3,192 | \$3,345 | \$3,497 | \$3,650 | \$3,803 | \$3,955 | \$4,108 | \$4,137 | \$4,414 | \$4,567 |
| | | ZONE 2 | \$2,951 | \$3,106 | \$3,263 | \$3,419 | \$3,574 | \$3,730 | \$3,886 | \$4,028 | \$4,184 | \$4,339 | \$4,495 | \$4,652 |
| | Inside 80W 19D 17H S/H 19.5 A/H 26 7 yd. 119 sq. ft. | ZONE 3 | \$3,017 | \$3,176 | \$3,336 | \$3,494 | \$3,653 | \$3,812 | \$3,971 | \$4,131 | \$4,289 | \$4,449 | \$4,608 | \$4,767 |
| | | ZONE 4 | \$3,084 | \$3,247 | \$3,409 | \$3,572 | \$3,735 | \$3,897 | \$4,059 | \$4,222 | \$4,385 | \$4,548 | \$4,710 | \$4,875 |
| | | ZONE 5 | \$3,158 | \$3,325 | \$4,726 | \$3,656 | \$3,823 | \$3,990 | \$4,155 | \$4,322 | \$4,489 | \$4,656 | \$4,823 | \$4,988 |


Approximate Shipping weight: 115 lbs

| 810C Side Chair w/ clean-out | Dimensions/ Yardage | Zone Grade | COM | 1 | COL 2 | 3 | 4 | 5 | 6 | 7 | 8 | 9 | 10 | 11 |
|--|--|---------------|---------|---------|----------|---------|---------|---------|---------|---------|---------|---------|---------|---------|
|  | Outside 23.5W 26D 33.5H | ZONE 1 | \$1,001 | \$1,040 | \$1,080 | \$1,120 | \$1,159 | \$1,199 | \$1,238 | \$1,278 | \$1,318 | \$1,357 | \$1,397 | \$1,436 |
| | | ZONE 2 | \$1,021 | \$1,062 | \$1,102 | \$1,143 | \$1,183 | \$1,224 | \$1,264 | \$1,305 | \$1,345 | \$1,386 | \$1,426 | \$1,466 |
| | Inside 20W 19D 17H S/H 19.5 A/H 26 2 yd. 34 sq. ft. | ZONE 3 | \$1,043 | \$1,084 | \$1,126 | \$1,167 | \$1,208 | \$1,250 | \$1,291 | \$1,332 | \$1,374 | \$1,415 | \$1,456 | \$1,498 |
| | | ZONE 4 | \$1,065 | \$1,108 | \$1,150 | \$1,192 | \$1,235 | \$1,277 | \$1,319 | \$1,361 | \$1,404 | \$1,446 | \$1,488 | \$1,530 |
| | | ZONE 5 | \$1,089 | \$1,132 | \$1,175 | \$1,219 | \$1,262 | \$1,305 | \$1,348 | \$1,392 | \$1,435 | \$1,478 | \$1,521 | \$1,565 |

Approximate Shipping weight: 40 lbs

| 811C Bariatric w/ clean-out | Dimensions/ Yardage | Zone Grade | COM | 1 | COL 2 | 3 | 4 | 5 | 6 | 7 | 8 | 9 | 10 | 11 |
|---|--|---------------|---------|---------|----------|---------|---------|---------|---------|---------|---------|---------|---------|---------|
|  | Outside 33.5W 26D 33.5H | ZONE 1 | \$1,287 | \$1,355 | \$1,423 | \$1,491 | \$1,559 | \$1,627 | \$1,694 | \$1,762 | \$1,830 | \$1,898 | \$1,966 | \$2,034 |
| | | ZONE 2 | \$1,314 | \$1,383 | \$1,453 | \$1,522 | \$1,591 | \$1,661 | \$1,730 | \$1,799 | \$1,869 | \$1,938 | \$2,007 | \$2,077 |
| | Inside 30W 19D 17H S/H 19.5 A/H 26 2.5 yd. 42.5 sq. ft. | ZONE 3 | \$1,342 | \$1,413 | \$1,484 | \$1,554 | \$1,625 | \$1,696 | \$1,767 | \$1,838 | \$1,909 | \$1,980 | \$2,051 | \$2,122 |
| | | ZONE 4 | \$1,371 | \$1,444 | \$1,516 | \$1,588 | \$1,661 | \$1,733 | \$1,806 | \$1,878 | \$1,951 | \$2,023 | \$2,096 | \$2,168 |
| | | ZONE 5 | \$1,402 | \$1,476 | \$1,550 | \$1,624 | \$1,698 | \$1,772 | \$1,847 | \$1,921 | \$1,995 | \$2,069 | \$2,143 | \$2,217 |

Approximate Shipping weight: 50 lbs

| 812C Two Seater w/ clean-out | Dimensions/ Yardage | Zone Grade | COM | 1 | COL 2 | 3 | 4 | 5 | 6 | 7 | 8 | 9 | 10 | 11 |
|---|--|---------------|---------|---------|----------|---------|---------|---------|---------|---------|---------|---------|---------|---------|
|  | Outside 45.25W 26D 33.5H | ZONE 1 | \$1,469 | \$1,548 | \$1,627 | \$1,706 | \$1,786 | \$1,865 | \$1,944 | \$2,023 | \$2,102 | \$2,182 | \$2,261 | \$2,340 |
| | | ZONE 2 | \$1,500 | \$1,581 | \$1,662 | \$1,743 | \$1,824 | \$1,905 | \$1,986 | \$2,067 | \$2,148 | \$2,229 | \$2,310 | \$2,390 |
| | Inside 40W 19D 17H S/H 19.5 A/H 26 3.5 yd. 60 sq. ft. | ZONE 3 | \$1,533 | \$1,616 | \$1,699 | \$1,782 | \$1,864 | \$1,947 | \$2,030 | \$2,112 | \$2,195 | \$2,278 | \$2,361 | \$2,443 |
| | | ZONE 4 | \$1,568 | \$1,653 | \$1,737 | \$1,822 | \$1,906 | \$1,991 | \$2,075 | \$2,160 | \$2,245 | \$2,329 | \$2,414 | \$2,498 |
| | | ZONE 5 | \$1,604 | \$1,691 | \$1,777 | \$1,864 | \$1,950 | \$2,037 | \$2,123 | \$2,210 | \$2,296 | \$2,383 | \$2,469 | \$2,556 |

Approximate Shipping weight: 65 lbs


CACHET COLLECTION

Seat Construction: No Sag
Wood Species: Beech Hardwood


SIN # 711-16

801 & 802 - Veneer for Laminate +250 LIST




| 813C | | Zone | COM | 1 | COL | 3 | 4 | 5 | 6 | 7 | 8 | 9 | 10 | 11 |
|--|--|--------|---------|---------|---------|---------|---------|---------|---------|---------|---------|---------|---------|---------|
| Three Seater w/ clean-out | Dimensions/ Yardage | Grade | | | 2 | | | | | | | | | |
|  | Outside 67W 26D 33.5H | ZONE 1 | \$2,077 | \$2,196 | \$2,315 | \$2,434 | \$2,553 | \$2,672 | \$2,790 | \$2,909 | \$3,028 | \$3,147 | \$3,266 | \$3,384 |
| | | ZONE 2 | \$2,120 | \$2,242 | \$2,363 | \$2,484 | \$2,606 | \$2,727 | \$2,849 | \$2,970 | \$3,091 | \$3,213 | \$3,334 | \$3,455 |
| | Inside 60W 19D 17H S/H 19.5 A/H 26 | ZONE 3 | \$2,165 | \$2,289 | \$2,413 | \$2,537 | \$2,661 | \$2,785 | \$2,909 | \$3,033 | \$3,157 | \$3,281 | \$3,405 | \$3,530 |
| | | ZONE 4 | \$2,212 | \$2,339 | \$2,465 | \$2,592 | \$2,719 | \$2,846 | \$2,973 | \$3,100 | \$3,226 | \$3,353 | \$3,480 | \$3,607 |
| | 5.25 yd. 90 sq. ft. | ZONE 5 | \$2,261 | \$2,390 | \$2,520 | \$2,650 | \$2,780 | \$2,909 | \$3,039 | \$3,169 | \$3,299 | \$3,429 | \$3,558 | \$3,688 |


Approximate Shipping weight: 90 lbs

| 814C | | Zone | COM | 1 | COL | 3 | 4 | 5 | 6 | 7 | 8 | 9 | 10 | 11 |
|---|--|--------|---------|---------|---------|---------|---------|---------|---------|---------|---------|---------|---------|---------|
| Four Seater w/ clean out | Dimensions/ Yardage | Grade | | | 2 | | | | | | | | | |
|  | Outside 88W 26D 33.5H | ZONE 1 | \$2,953 | \$3,228 | \$3,380 | \$3,532 | \$3,684 | \$3,838 | \$3,991 | \$4,143 | \$4,296 | \$4,325 | \$4,601 | \$4,755 |
| | | ZONE 2 | \$3,139 | \$3,294 | \$3,451 | \$3,607 | \$3,762 | \$3,918 | \$4,074 | \$4,216 | \$4,372 | \$4,527 | \$4,683 | \$4,840 |
| | Inside 80W 19D 17H S/H 19.5 A/H 26 | ZONE 3 | \$3,205 | \$3,364 | \$3,524 | \$3,682 | \$3,841 | \$4,000 | \$4,159 | \$4,318 | \$4,477 | \$4,637 | \$4,796 | \$4,955 |
| | | ZONE 4 | \$3,272 | \$3,435 | \$3,597 | \$3,760 | \$3,923 | \$4,085 | \$4,247 | \$4,410 | \$4,573 | \$4,736 | \$4,898 | \$5,062 |
| | 7 yd. 119 sq. ft. | ZONE 5 | \$3,346 | \$3,513 | \$4,914 | \$3,844 | \$4,011 | \$4,178 | \$4,343 | \$4,510 | \$4,677 | \$4,844 | \$5,011 | \$5,176 |

Approximate Shipping weight: 115 lbs

| 801 | | Zone | 1 |
|--|-------------------------|--------|-------|
| Square Connector Table | Dimensions/ Yardage | Grade | |
|  | Width: 20 Length: 20 | ZONE 1 | \$561 |
| | | ZONE 2 | \$575 |
| | | ZONE 3 | \$590 |
| | | ZONE 4 | \$607 |
| | | ZONE 5 | \$623 |

Approximate Shipping weight: 20 lbs

| 802 | | Zone | 1 |
|--|---|--------|-------|
| Curved Connector Table | Dimensions/ Yardage | Grade | |
|  | Inside Radius: 8 Outside Radius: 28 Depth: 20 | ZONE 1 | \$885 |
| | | ZONE 2 | \$908 |
| | | ZONE 3 | \$932 |
| | | ZONE 4 | \$955 |
| | | ZONE 5 | \$983 |

Approximate Shipping weight: 20 lbs