



Brevard Pricebook

2022



BREVARD COLLECTION


Seat Construction: Rubber Webbing

Wood Species: Solid and Bent Laminated Hardwood


SIN # 711-16

Options: Casters - Add \$200 List




6610 Lounge	Dimensions/ Yardage	Zone Grade	COM A	B	COL C	D	E	F	G	H	I	J	K	L
	Outside	ZONE 1	\$1,772	\$2,059	\$2,202	\$2,346	\$2,488	\$2,631	\$2,775	\$2,916	\$3,059	\$3,201	\$3,345	\$3,488
	34W 32D 31.5H	ZONE 2	\$1,809	\$2,102	\$2,248	\$2,394	\$2,539	\$2,686	\$2,832	\$2,977	\$3,122	\$3,269	\$3,415	\$3,561
	Inside	ZONE 3	\$1,848	\$2,147	\$2,295	\$2,443	\$2,592	\$2,741	\$2,891	\$3,040	\$3,190	\$3,340	\$3,488	\$3,636
	21W 21D 13.5H	ZONE 4	\$1,890	\$2,194	\$2,346	\$2,498	\$2,650	\$2,803	\$2,955	\$3,107	\$3,259	\$3,411	\$3,565	\$3,718
	S/H 19 A/H 26	ZONE 5	\$1,929	\$2,242	\$2,398	\$2,553	\$2,708	\$2,865	\$3,019	\$3,174	\$3,332	\$3,487	\$3,644	\$3,801
5.5 yd. 94 sq. ft.														

Approximate Shipping weight: 65 lbs

6620 Love Seat	Dimensions/ Yardage	Zone Grade	COM A	B	COL C	D	E	F	G	H	I	J	K	L
	Outside	ZONE 1	\$2,319	\$2,717	\$2,918	\$3,118	\$3,317	\$3,519	\$3,719	\$3,919	\$4,119	\$4,320	\$4,519	\$4,718
	55W 32D 31.5H	ZONE 2	\$2,366	\$2,776	\$2,979	\$3,183	\$3,388	\$3,592	\$3,797	\$4,000	\$4,205	\$4,409	\$4,614	\$4,819
	Inside	ZONE 3	\$2,416	\$2,833	\$3,043	\$3,251	\$3,459	\$3,668	\$3,877	\$4,085	\$4,295	\$4,504	\$4,711	\$4,919
	42W 21D 13.5H	ZONE 4	\$2,467	\$2,895	\$3,108	\$3,322	\$3,536	\$3,747	\$3,961	\$4,175	\$4,388	\$4,603	\$4,814	\$5,025
	S/H 19 A/H 26	ZONE 5	\$2,524	\$2,959	\$3,178	\$3,395	\$3,614	\$3,831	\$4,049	\$4,267	\$4,484	\$4,704	\$4,920	\$5,137
7.5 yd. 128 sq. ft.														

Approximate Shipping weight: 90 lbs

6630 Sofa	Dimensions/ Yardage	Zone Grade	COM A	B	COL C	D	E	F	G	H	I	J	K	L
	Outside	ZONE 1	\$2,759	\$3,233	\$3,473	\$3,711	\$3,948	\$4,187	\$4,426	\$4,664	\$4,902	\$5,140	\$5,377	\$5,614
	72W 32D 31.5H	ZONE 2	\$2,815	\$3,303	\$3,545	\$3,787	\$4,031	\$4,274	\$4,518	\$4,759	\$5,004	\$5,246	\$5,490	\$5,735
	Inside	ZONE 3	\$2,875	\$3,371	\$3,621	\$3,868	\$4,117	\$4,365	\$4,614	\$4,861	\$5,111	\$5,360	\$5,607	\$5,854
	63W 21D 13.5H	ZONE 4	\$2,936	\$3,445	\$3,699	\$3,953	\$4,208	\$4,459	\$4,714	\$4,968	\$5,221	\$5,477	\$5,729	\$5,980
	S/H 19 A/H 26	ZONE 5	\$3,003	\$3,521	\$3,781	\$4,040	\$4,301	\$4,559	\$4,818	\$5,077	\$5,336	\$5,598	\$5,855	\$6,113
10 yd. 170 sq. ft.														

Approximate Shipping weight: 115 lbs