



# Carr Pricebook

2019





# CARR COLLECTION

Seat Construction: Seat Board  
Wood Species: Hardwood

SIN # 711-17

Options: Casters: **+50\$ Per Pair**


Wallsaver

HIP Chair

Connector Tables 801 & 802 - Veneer for Laminate **+\$250 LIST**

820	Dimensions/ Yardage	Zone Grade	COM A	B	COL C	D	E	F	G	H	I	J	K	L
 Side Chair  Outside 23W 25D 35H Inside 20W 19D S/H 19 A/H 27  1.5 yd. 26 sq. ft.	ZONE 1	\$854	\$887	\$922	\$956	\$991	\$1,025	\$1,060	\$1,094	\$1,129	\$1,163	\$1,197	\$1,231	
	ZONE 2	\$873	\$909	\$944	\$979	\$1,014	\$1,051	\$1,086	\$1,121	\$1,156	\$1,192	\$1,227	\$1,262	
	ZONE 3	\$895	\$932	\$968	\$1,004	\$1,040	\$1,076	\$1,112	\$1,149	\$1,185	\$1,221	\$1,257	\$1,293	
	ZONE 4	\$918	\$955	\$992	\$1,030	\$1,067	\$1,103	\$1,140	\$1,178	\$1,215	\$1,252	\$1,288	\$1,326	
	ZONE 5	\$942	\$981	\$1,018	\$1,056	\$1,094	\$1,132	\$1,171	\$1,208	\$1,246	\$1,285	\$1,322	\$1,361	

Approximate Shipping weight: 30 lbs

821	Dimensions/ Yardage	Zone Grade	COM A	B	COL C	D	E	F	G	H	I	J	K	L
 Bariatric  Outside 33W 25D 35H Inside 20W 19D S/H 19 A/H 27  2.5 yd. 26 sq. ft.	ZONE 1	\$1,174	\$1,235	\$1,295	\$1,355	\$1,416	\$1,475	\$1,536	\$1,596	\$1,656	\$1,716	\$1,777	\$1,836	
	ZONE 2	\$1,204	\$1,266	\$1,328	\$1,390	\$1,452	\$1,513	\$1,575	\$1,637	\$1,699	\$1,761	\$1,821	\$1,883	
	ZONE 3	\$1,236	\$1,299	\$1,362	\$1,426	\$1,489	\$1,552	\$1,616	\$1,679	\$1,743	\$1,806	\$1,869	\$1,933	
	ZONE 4	\$1,269	\$1,334	\$1,399	\$1,464	\$1,529	\$1,594	\$1,659	\$1,725	\$1,790	\$1,854	\$1,919	\$1,985	
	ZONE 5	\$1,304	\$1,370	\$1,438	\$1,504	\$1,571	\$1,638	\$1,705	\$1,771	\$1,839	\$1,905	\$1,972	\$2,039	

Approximate Shipping weight: 30 lbs

822	Dimensions/ Yardage	Zone Grade	COM A	B	COL C	D	E	F	G	H	I	J	K	L
 Two Seater  Outside 43.5W 25D 35H Inside 20W 19D S/H 19 A/H 27  3 yd. 26 sq. ft.	ZONE 1	\$1,470	\$1,539	\$1,608	\$1,677	\$1,746	\$1,814	\$1,883	\$1,952	\$2,021	\$2,089	\$2,158	\$2,227	
	ZONE 2	\$1,505	\$1,576	\$1,646	\$1,718	\$1,787	\$1,859	\$1,929	\$2,000	\$2,070	\$2,141	\$2,211	\$2,282	
	ZONE 3	\$1,543	\$1,615	\$1,687	\$1,759	\$1,832	\$1,904	\$1,976	\$2,049	\$2,121	\$2,193	\$2,266	\$2,338	
	ZONE 4	\$1,582	\$1,657	\$1,730	\$1,805	\$1,878	\$1,953	\$2,027	\$2,101	\$2,176	\$2,249	\$2,324	\$2,397	
	ZONE 5	\$1,623	\$1,700	\$1,776	\$1,852	\$1,927	\$2,004	\$2,080	\$2,156	\$2,232	\$2,308	\$2,384	\$2,460	

Approximate Shipping weight: 30 lbs

823	Dimensions/ Yardage	Zone Grade	COM A	B	COL C	D	E	F	G	H	I	J	K	L
 Three Seater  Outside 66W 25D 35H Inside 20W 19D S/H 19 A/H 27  4.5 yd. 77 sq. ft.	ZONE 1	\$2,082	\$2,186	\$2,289	\$2,393	\$2,495	\$2,599	\$2,703	\$2,805	\$2,909	\$3,012	\$3,116	\$3,219	
	ZONE 2	\$2,133	\$2,239	\$2,345	\$2,451	\$2,556	\$2,662	\$2,768	\$2,873	\$2,979	\$3,085	\$3,191	\$3,296	
	ZONE 3	\$2,186	\$2,295	\$2,403	\$2,512	\$2,620	\$2,728	\$2,837	\$2,945	\$3,053	\$3,161	\$3,269	\$3,378	
	ZONE 4	\$2,241	\$2,353	\$2,464	\$2,575	\$2,686	\$2,797	\$2,908	\$3,020	\$3,131	\$3,241	\$3,353	\$3,464	
	ZONE 5	\$2,301	\$2,414	\$2,528	\$2,642	\$2,756	\$2,871	\$2,984	\$3,098	\$3,212	\$3,327	\$3,441	\$3,555	

Approximate Shipping weight: 30 lbs

# CARR COLLECTION



Seat Construction: Seat Board  
Wood Species: Hardwood


SIN # 711-17


Options: Casters: **+50\$ Per Pair**

Wallsaver


HIP Chair

Connector Tables 801 & 802 - Veneer for Laminate **+\$250 LIST**

824 Four Seater	Dimensions/ Yardage	Zone Grade	COM A	B	COL C	D	E	F	G	H	I	J	K	L
	Outside 87W 25D 35H Inside 20W 19D S/H 19 A/H 27  6 yd. 102 sq. ft.	ZONE 1	\$2,695	\$2,832	\$2,971	\$3,109	\$3,246	\$3,384	\$3,521	\$3,659	\$3,796	\$3,934	\$4,072	\$4,210
		ZONE 2	\$2,760	\$2,901	\$3,042	\$3,183	\$3,324	\$3,465	\$3,606	\$3,748	\$3,889	\$4,030	\$4,171	\$4,312
		ZONE 3	\$2,829	\$2,973	\$3,118	\$3,262	\$3,407	\$3,552	\$3,696	\$3,841	\$3,985	\$4,130	\$4,275	\$4,419
		ZONE 4	\$2,901	\$3,049	\$3,197	\$3,345	\$3,493	\$3,641	\$3,790	\$3,938	\$4,087	\$4,235	\$4,383	\$4,531
		ZONE 5	\$2,977	\$3,128	\$3,280	\$3,433	\$3,584	\$3,737	\$3,889	\$4,041	\$4,193	\$4,345	\$4,497	\$4,649

801 Connector Table	Dimensions	Zone	
	20L 20W	ZONE 1	\$438
		ZONE 2	\$448
		ZONE 3	\$460
		ZONE 4	\$473
		ZONE 5	\$485

Approximate Shipping Weight: 20 lbs

802 Connector Table	Dimensions	Zone	
	Inside Radius 8 Outside Radius 28 Depth 20	ZONE 1	\$690
		ZONE 2	\$708
		ZONE 3	\$726
		ZONE 4	\$745
		ZONE 5	\$766

Approximate Shipping Weight: 20 lbs